

WIRING DIAGRAMS
Article Text
 1986 Volkswagen Golf
 For <http://volkswagen.msk.ru>
 Copyright © 1998 Mitchell Repair Information Company, LLC
 Monday, January 29, 2001 12:25AM

ARTICLE BEGINNING

1986 Wiring Diagrams
 Volkswagen

Golf & GTI

COMPONENT LOCATION MENU

COMPONENT LOCATIONS TABLE

| Component | Figure No. (Location) |
|------------------------|-----------------------|
| A/C HI BLOWER RLY | 5 (E 19) |
| A/C SYSTEM | 5 (B-F 19-23) |
| ALTERNATOR | 1 (B-C 4) |
| ASHTRAY LT | 6 (C 25) |
| AUX AIR REGULATOR | 2 (D 7, D 8) |
| BACK-UP LT SWITCH | 4 (D 15) |
| BATTERY | 1 (A 1) |
| BEAM SELECT SWITCH | 6 (B 25) |
| BRAKE WARNING SWITCHES | 1 (E 2) |
| CENTRAL LOCKING SWITCH | 7 (D 28) |
| CIG LTR | 6 (A 25) |
| CIRC BRKR A | 4 (A 15) |
| COLD START VALVE | 1 (C 2) |
| CRUISE CONTROL | 5 (A-C 21-23) |
| DEFOGGER GRID | 7 (E 32) |
| DEFOGGER SWITCH | 6 (F 23) |
| DIR SWITCH | 6 (E 25) |
| DOME LIGHT | 7 (D 30) |
| DOOR SWITCHES | 7 (C-D 31) |
| ENG TEMP SENDER | 1 (D 3) |
| FLASHER RLY | 6 (C 25) |
| FRESH AIR FAN SW | 5 (E 19) |
| FUEL PUMP | 7 (E 32) |
| FUEL PUMP RLY | 2, 3 (D 8, E 9, E 13) |
| FUEL SHUT OFF SOL | 3 (A 9) |
| FUEL TANK UNIT | 7 (D-E 32) |
| FUS LINKS | 1 (A 2-3) |
| FUSE PANEL | 4 (C 15-17) |
| GLOVE COMPT LT | 5 (C 22) |
| GLOW PLUGS | 1 (D 3) |
| GLOW PLUG RLY | 3 (D 9) |
| HAZARD SWITCH | 6 (D 24) |
| HI LEVEL STOP LT | 7 (D 32) |
| HI SPD RAD FAN RLY | 5 (E 23) |
| HORNS | 1 (C-D 1) |
| HORN RLY | 6 (F 25) |
| IDLE SPEED BOOST VALVE | 2 (D 6) |
| IDLE SPEED CTRL RLY | 3 (C 9) |
| IGN COIL (GTI) | 2 (C 4) |

WIRING DIAGRAMS

Article Text (p. 2)

1986 Volkswagen Golf

For <http://volkswagen.msk.ru>

Copyright © 1998 Mitchell Repair Information Company, LLC

Monday, January 29, 2001 12:25AM

| | |
|--------------------------------|----------------|
| IGN COIL (GOLF) | 2 (D 4) |
| IGN COIL (CIS) | 3 (E 9) |
| IGNITION SWITCH | 6 (A 24) |
| INST CLUSTER | 6 (A-D 27) |
| INTERM WIPER RLY | 5 (A-B 20) |
| LAMBDA RLY | 3 (F 13) |
| LEFT FRONT DOOR SW | 7 (D 31) |
| LIGHT SWITCH | 6 (B 24) |
| LOAD REDUCTION RLY | 6 (A 23) |
| LOW COLNT WARN RLY | 3 (B 13) |
| NEUTRAL SAFETY SW | 1 (D 2) |
| OIL PRES SWS | 1 (D-E 3) |
| OXS CTRL UNIT (GTI) | 2 (A 6-7) |
| OXS CTRL UNIT (GOLF) | 2 (F 6-7) |
| OXS CTRL UNIT (CIS) | 3 (F 11-12) |
| POWER WDOS | 7 (A-C 28-31) |
| PULSING RLY | 1 (C 4) |
| RADIATOR COLNT FAN | 5 (E 23) |
| RADIO | 5 (B-C 19) |
| REAR WIPER MTR | 7 (F 28) |
| REAR WIPER RLY | 7 (E 28) |
| RELAY PANEL | 4 (F 15) |
| SEAT BELT/BRAKE WARN IND | 7 (E 28) |
| SEAT BELT INTERLOCK RLY | 6 (F 28) |
| SHIFT IND LT | 4 (E 14) |
| STARTER | 1 (B 4) |
| STARTER RLY | 1 (B-C 2) |
| STOP LT SW | 4 (D 14) |
| 2 STAGE COLNT THERMO SW | 5 (E 20) |
| THERMO TIME SWITCH | 1 (C 2) |
| TRUNK LT SWITCH | 7 (B 32) |
| UPSHIFT RLY | 3 (C 13, D 13) |
| VANITY LIGHT | 7 (D 30) |
| WASHER MTR | 1 (F 2) |
| WATER SEPARATOR | 3 (D 11) |
| WATER TEMP SENDER | 3 (B 11) |
| W/SHIELD WIPER MTR | 1 (F 3-4) |
| W/SHIELD WIPER SW | 5 (A-B 19) |

WIRING DIAGRAM

WIRING DIAGRAMS

Article Text (p. 3)

1986 Volkswagen Golf

For <http://volkswagen.msk.ru>
 Copyright © 1998 Mitchell Repair Information Company, LLC
 Monday, January 29, 2001 12:25AM

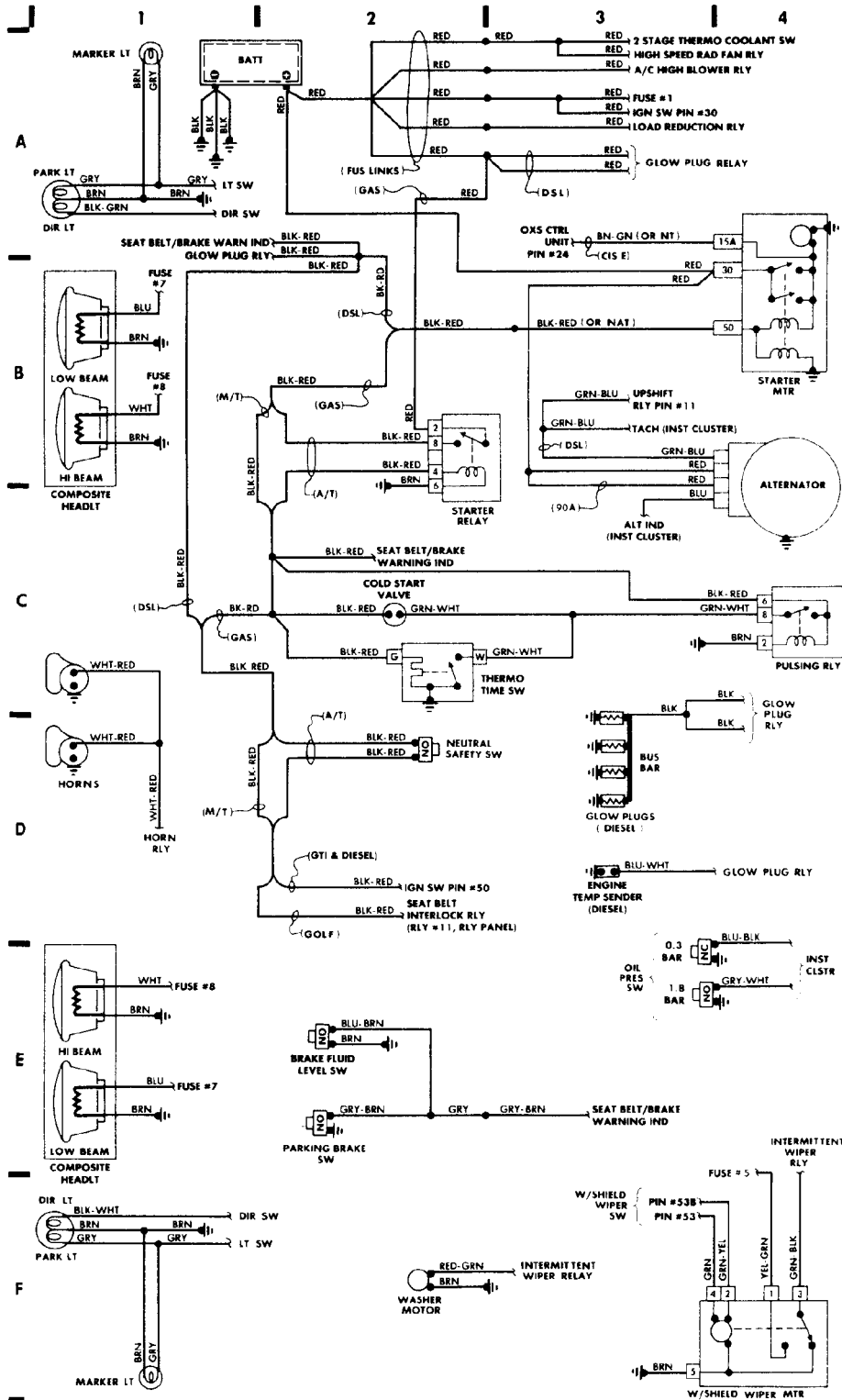


Fig. 1: Engine Compartment (Grids 1-4)

WIRING DIAGRAMS
Article Text (p. 4)
 1986 Volkswagen Golf
 For <http://volkswagen.msk.ru>
 Copyright © 1998 Mitchell Repair Information Company, LLC
 Monday, January 29, 2001 12:25AM

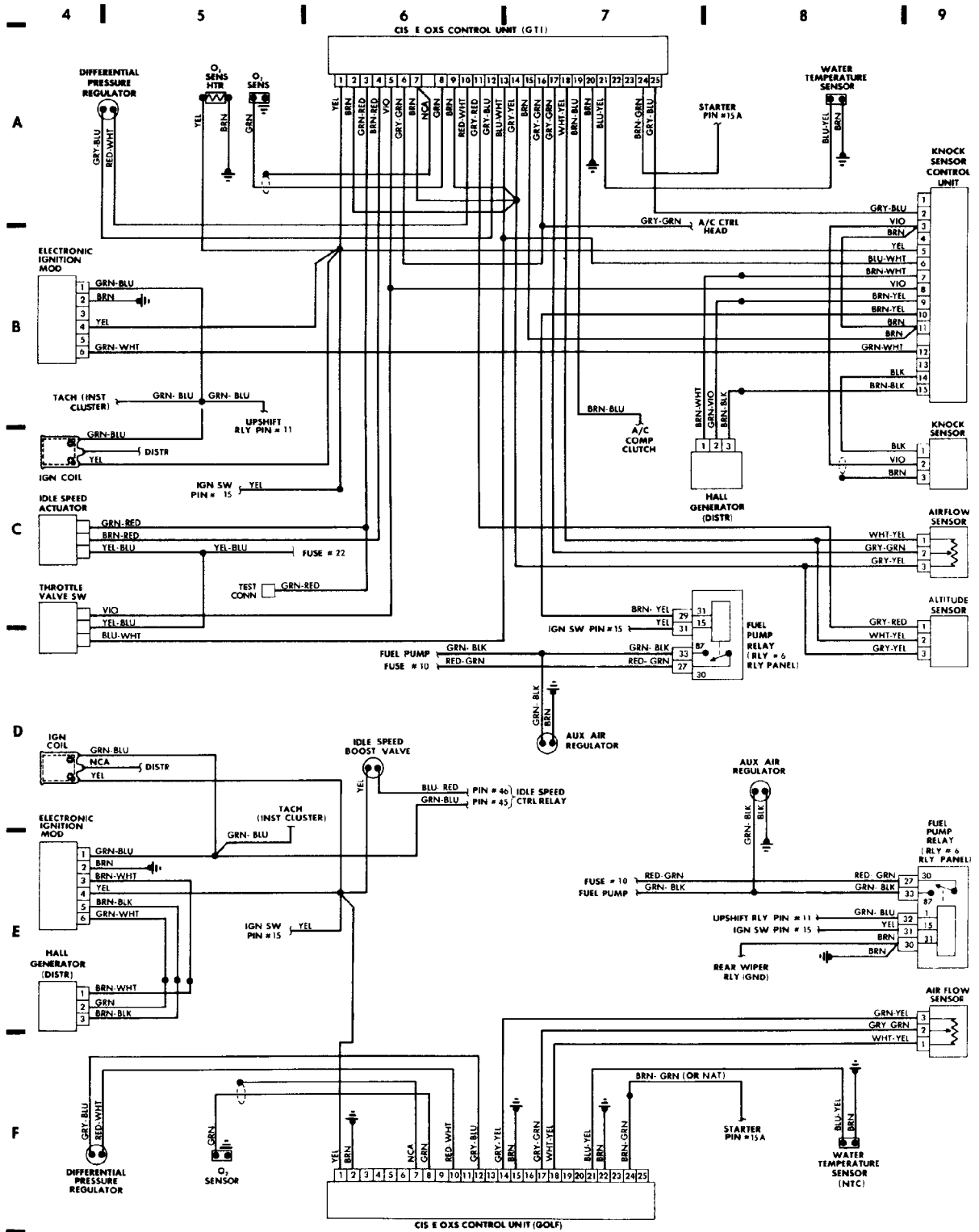


Fig. 2: Engine Compartment (Cont.) (Grids 4-9)

WIRING DIAGRAMS
Article Text (p. 5)
 1986 Volkswagen Golf
 For <http://volkswagen.msk.ru>
 Copyright © 1998 Mitchell Repair Information Company, LLC
 Monday, January 29, 2001 12:25AM

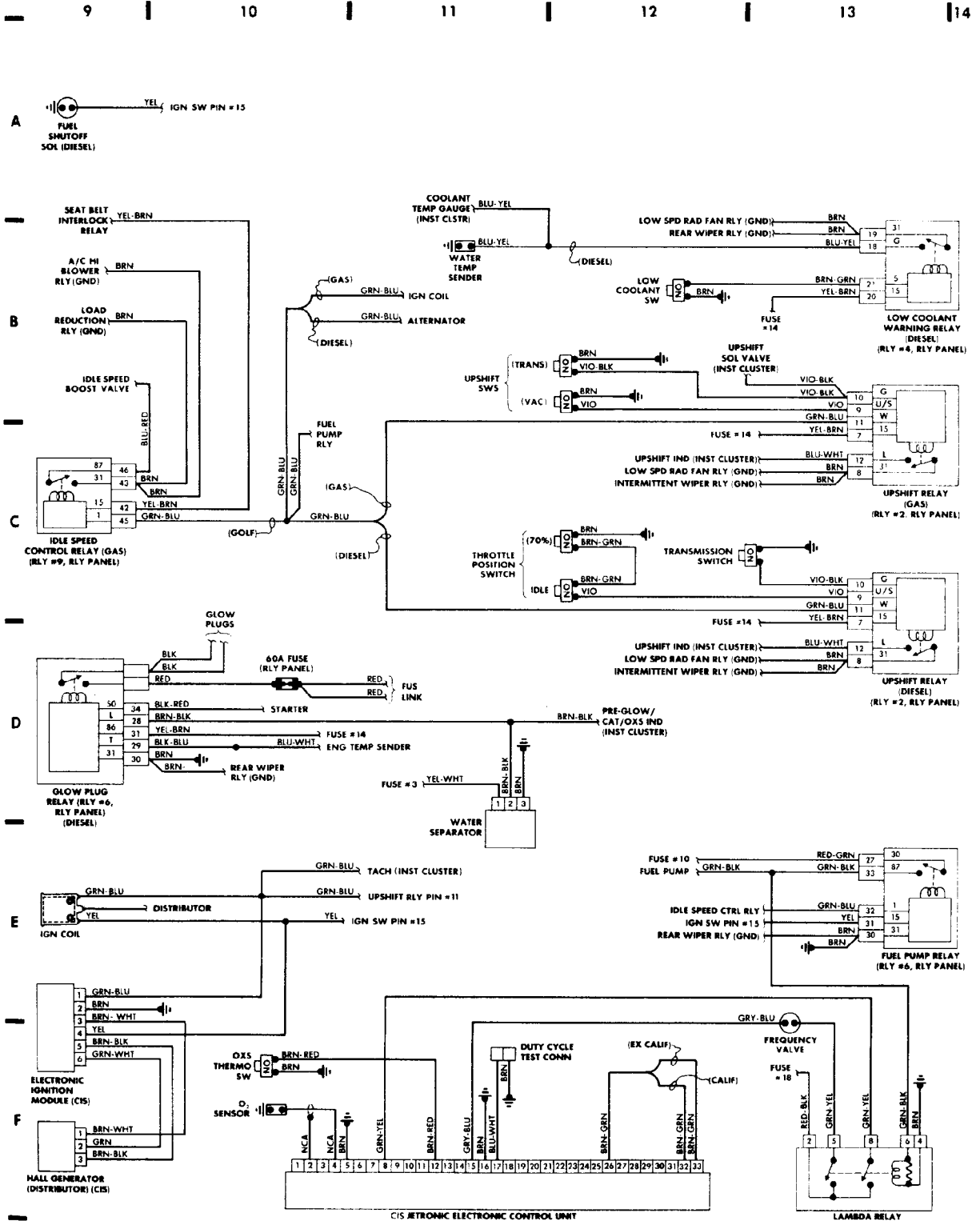


Fig. 3: Engine Compartment (Cont.) & Underdash (Grids 9-14)

WIRING DIAGRAMS
Article Text (p. 6)
 1986 Volkswagen Golf
 For <http://volkswagen.msk.ru>
 Copyright © 1998 Mitchell Repair Information Company, LLC
 Monday, January 29, 2001 12:25AM

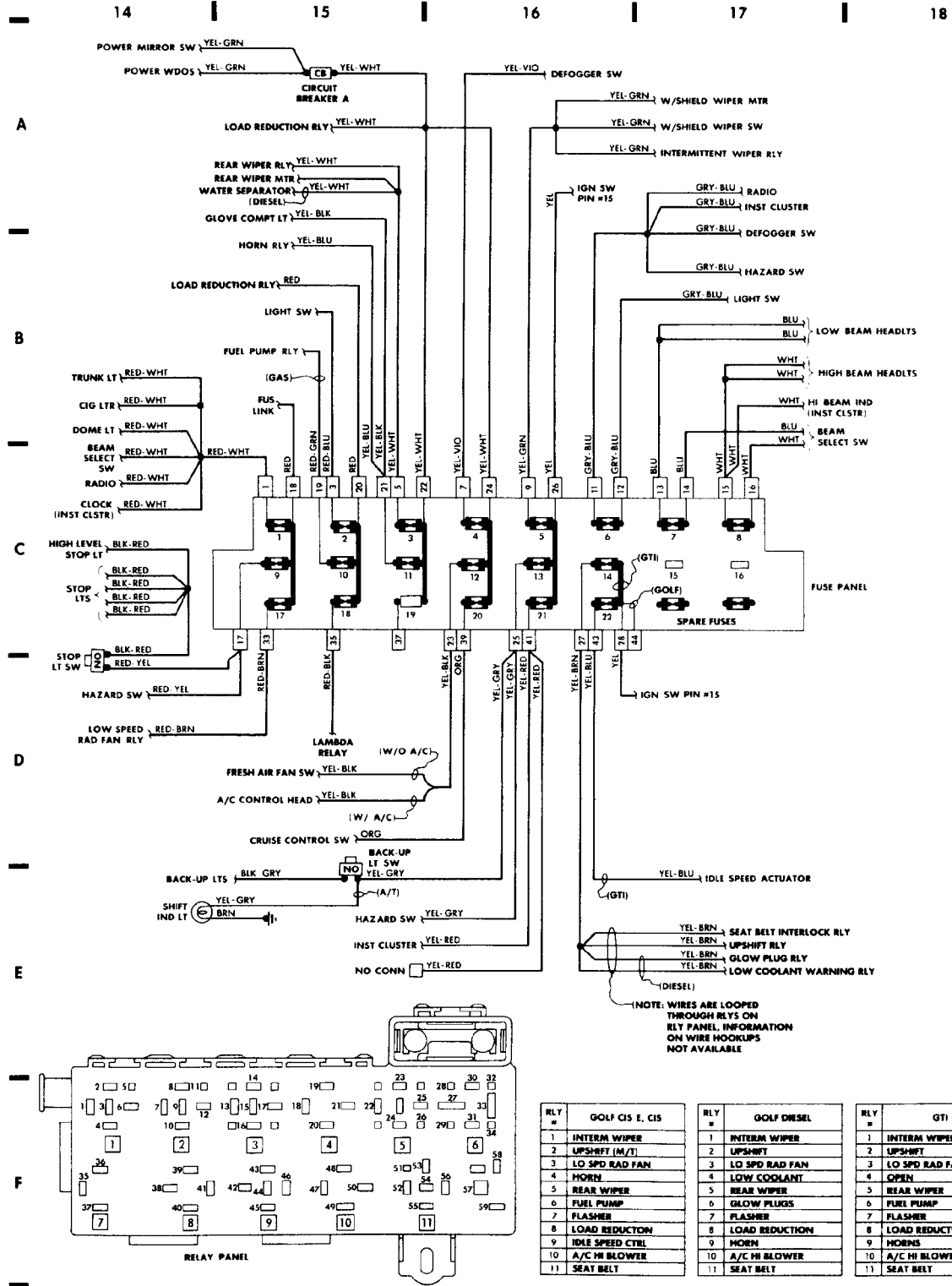


Fig. 4: Underdash (Cont.) & Fuse Block (Grids 14-18)

WIRING DIAGRAMS
Article Text (p. 7)
 1986 Volkswagen Golf
 For <http://volkswagen.msk.ru>
 Copyright © 1998 Mitchell Repair Information Company, LLC
 Monday, January 29, 2001 12:25AM

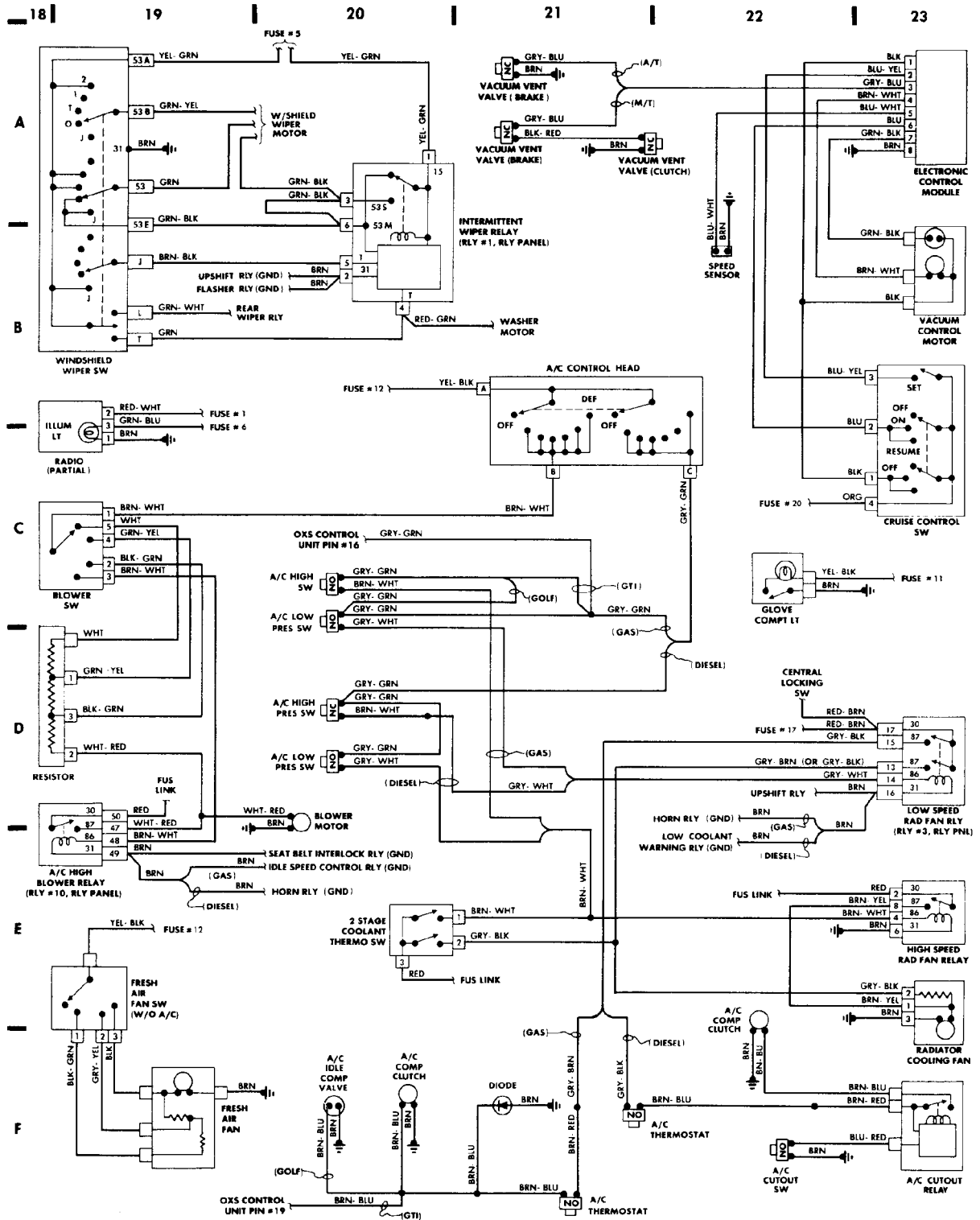


Fig. 5: Underdash (Cont.) & Instrument Panel (Grids 18-23)

WIRING DIAGRAMS
Article Text (p. 8)
 1986 Volkswagen Golf
 For <http://volkswagen.msk.ru>
 Copyright © 1998 Mitchell Repair Information Company, LLC
 Monday, January 29, 2001 12:25AM

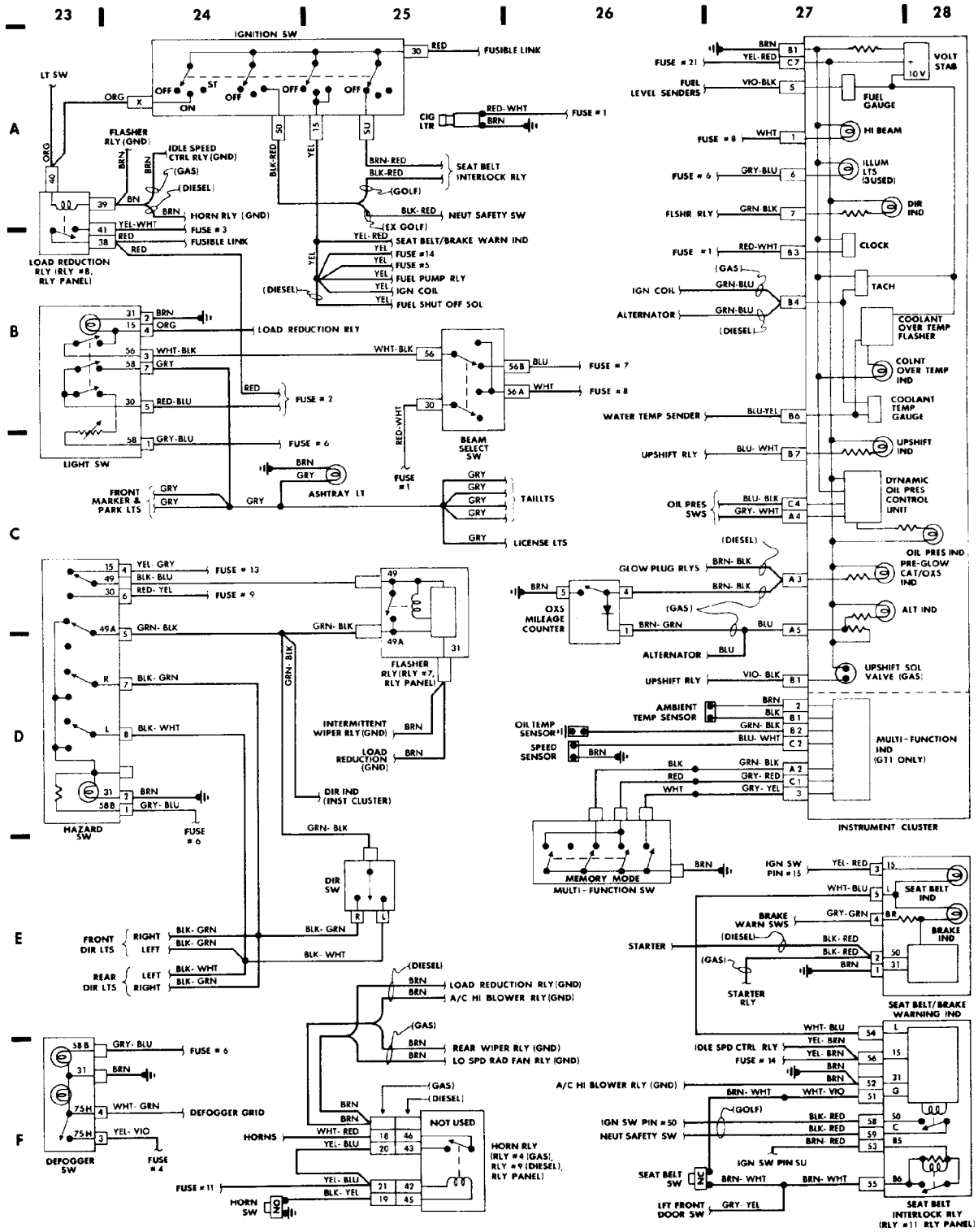


Fig. 6: Instrument Panel (Cont.) (Grids 23-28)

WIRING DIAGRAMS

Article Text (p. 9)

1986 Volkswagen Golf

For <http://volkswagen.msk.ru>
 Copyright © 1998 Mitchell Repair Information Company, LLC
 Monday, January 29, 2001 12:25AM

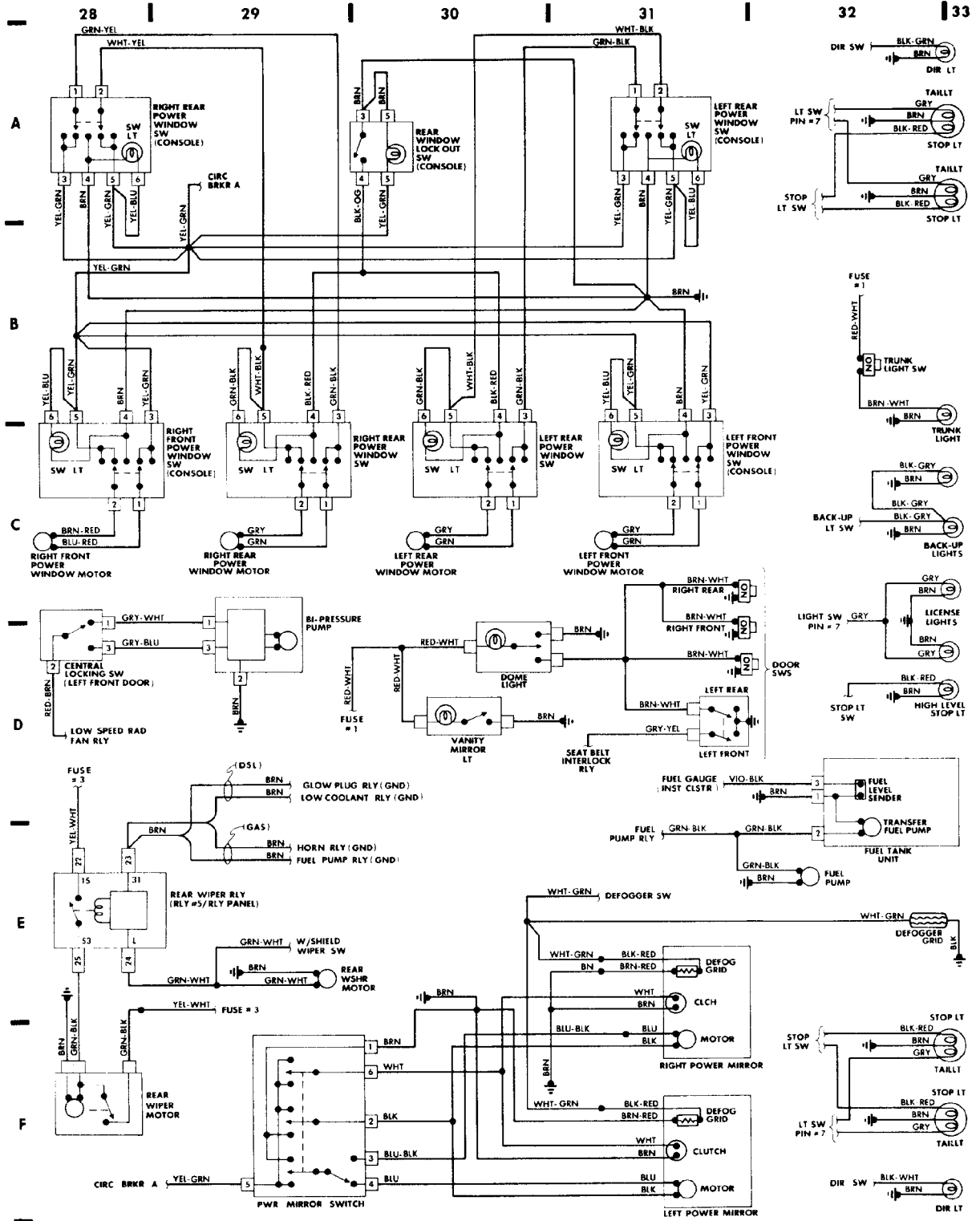


Fig. 7: Rear Compartment & Accessories (Grids 28-33)

END OF ARTICLE